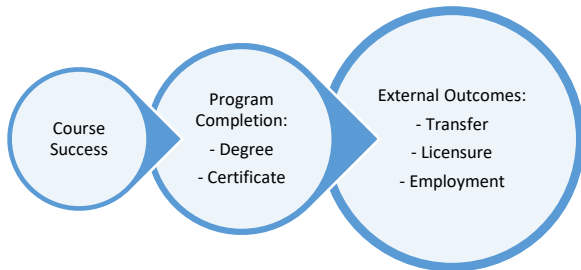


West Hills College Coalinga – Institutional Effectiveness Standards for Student Achievement

Prepared by WHCCD Office of Accreditation, Research, Institutional Effectiveness, and Planning. Updated August 8, 2018

West Hills College Coalinga uses Institutional Effectiveness Standards (sometimes called Institution-Set Standards -- ISS) and Stretch Goals to monitor how well the college is meeting its mission and to set goals for long-term, continuous improvement.



Institution-Set Standards (ISS) are minimum levels of acceptable achievement and are used to monitor institutional performance.

Stretch Goals challenge institutional performance by serving as aspirational, long-term goals.

The current standards and stretch goals were discussed by each faculty learning area in spring 2018 and were then routed through Institutional Effectiveness and Accreditation Council and College Council for approval.

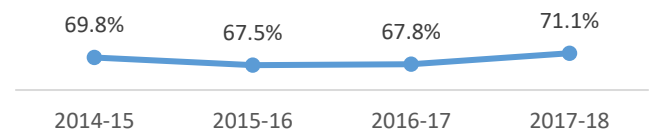
- Standards and past achievement college-wide are posted on the college website at: <http://www.westhillscollge.com/coalinga/about/institution-set-standards.php>
- The Program Review Dashboard compares program-level achievement to Institution-Set Standards: <http://www.westhillscollge.com/district/departments/institutional-effectiveness/program-review-data.php>

The areas of focus for WHCC's Institution-Set Standards are listed below. These areas align to the college's mission of offering degree, transfer, and CTE programs.

Course Success Rate*

Minimum Acceptable Achievement (ISS): 63%

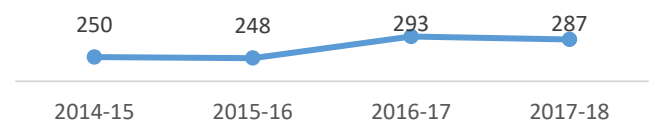
Stretch Goal: 75%



Degrees Awarded

Minimum Acceptable Achievement (ISS): 240 students per year

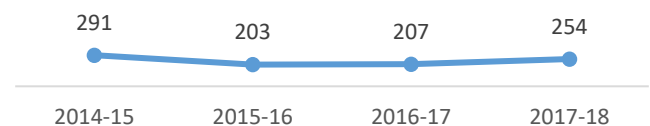
Stretch Goal: 300 students per year



Certificates Awarded

Minimum Acceptable Achievement (ISS): 175 students per year

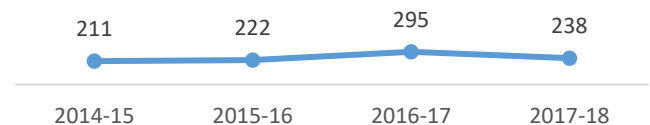
Stretch Goal: 220 students per year



Transfers to Four-Year Institutions

Minimum Acceptable Achievement (ISS): 195 transfers per year

Stretch Goal: 300 transfers per year



Licensure Pass Rates and Job Placement

CTE programs track licensure pass rates for their students (where applicable) as well as the percentage of program completers who become employed a year after completion of a degree or certificate. For the most recent job placement and licensure pass rate data visit: <http://bit.ly/2OWgQ1E>

* Course Success Rate based on % of census enrolled student earning a grade of A, B, C, or Pass; only includes location: Coalinga Campus, North District Center, Online Coalinga